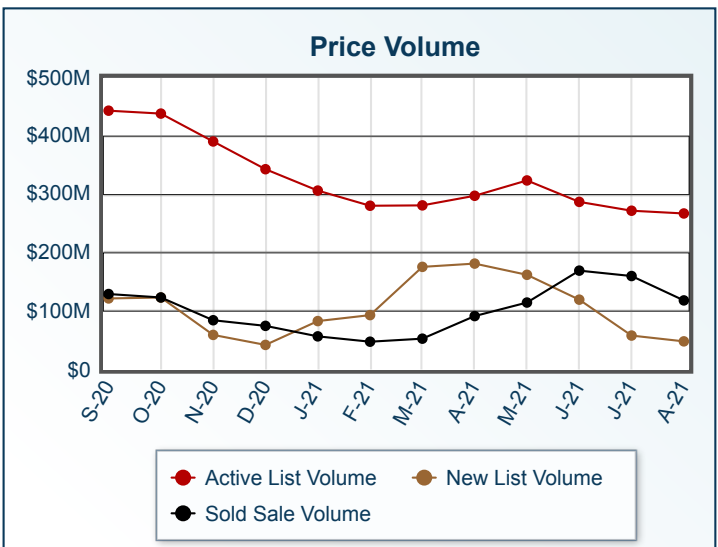
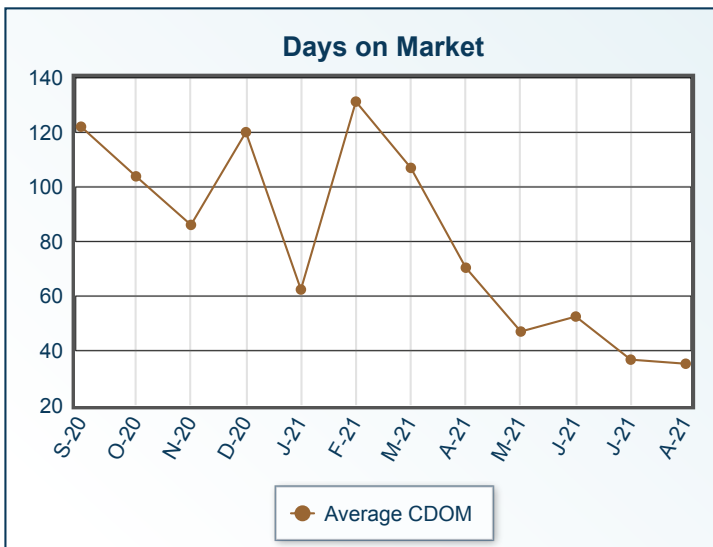
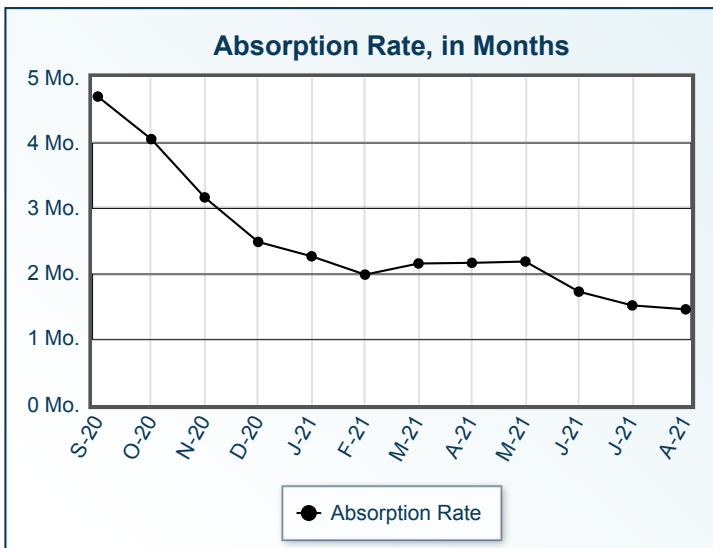
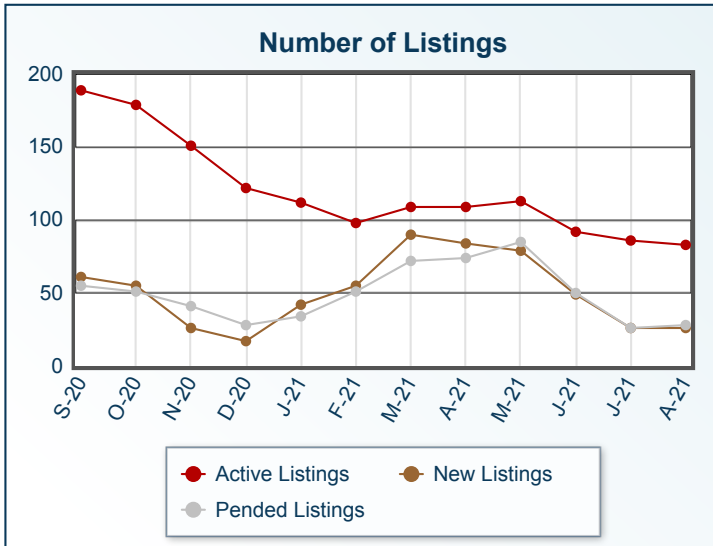


Market Summary

Single Family, August 2021



Summary Statistics						
	Aug-21	Aug-20	% Chg	2021 YTD	2020 YTD	% Chg
Absorption Rate	1.46	5.6	-73.93	1.94	6.64	-70.78
Average List Price	\$3,223,024	\$2,340,603	37.70	\$2,201,112	\$1,948,164	12.98
Median List Price	\$2,370,000	\$1,862,500	27.25	\$1,695,000	\$1,499,500	13.04
Average Sale Price	\$2,153,706	\$1,654,907	30.14	\$1,888,254	\$1,556,400	21.32
Median Sale Price	\$1,575,000	\$1,425,000	10.53	\$1,625,000	\$1,330,000	22.18
Average CDOM	35	111	-68.47	56	125	-55.20
Median CDOM	18	40	-55.00	22	78	-71.79

	Sold Listings			Year to Date			Pending Listings			Year to Date		
	This Month			This Month			This Month			This Month		
	2021	2020	% Chg	2021	2020	% Chg	2021	2020	% Chg	2021	2020	% Chg
0-499,999	0	2	-100.0	2	17	-88.2	0	0	0.0	5	14	-64.3
500,000-699,999	3	3	0.0	28	28	0.0	0	6	-100.0	26	29	-10.3
700,000-999,999	8	10	-20.0	63	63	0.0	2	11	-81.8	58	76	-23.7
1,000,000-2,999,999	33	65	-49.2	278	236	17.8	21	48	-56.2	270	283	-4.6
3,000,000-3,999,999	5	3	66.7	35	18	94.4	3	5	-40.0	36	23	56.5
4,000,000-4,999,999	3	1	200.0	18	4	350.0	0	4	-100.0	16	13	23.1
5,000,000-6,999,999	1	1	0.0	3	1	200.0	0	2	-100.0	5	2	150.0
7,000,000+	2	0	N/A	3	2	50.0	2	0	N/A	4	1	300.0
Totals	55	85	-35.3	430	369	16.5	28	76	-63.2	420	441	-4.8

	Active Listings			Year to Date			New Listings			Year to Date		
	This Month			This Month			This Month			This Month		
	2021	2020	% Chg	2021	2020	% Chg	2021	2020	% Chg	2021	2020	% Chg
0-499,999	2	1	100.0	7	15	-53.3	1	0	N/A	6	8	-25.0
500,000-699,999	2	9	-77.8	31	43	-27.9	3	2	50.0	27	31	-12.9
700,000-999,999	7	30	-76.7	70	122	-42.6	3	7	-57.1	61	94	-35.1
1,000,000-2,999,999	40	121	-66.9	335	475	-29.5	15	26	-42.3	284	344	-17.4
3,000,000-3,999,999	8	24	-66.7	46	50	-8.0	1	0	N/A	37	39	-5.1
4,000,000-4,999,999	10	17	-41.2	32	35	-8.6	2	2	0.0	18	21	-14.3
5,000,000-6,999,999	9	5	80.0	20	12	66.7	1	3	-66.7	12	6	100.0
7,000,000+	5	5	0.0	10	10	0.0	0	0	0.0	6	4	50.0
Totals	83	212	-60.8	551	762	-27.7	26	40	-35.0	451	547	-17.6

Information is deemed to be reliable, but is not guaranteed. © 2021 MLS and FBS. Prepared by Darien MLS on Thursday, September 09, 2021 12:11 PM.