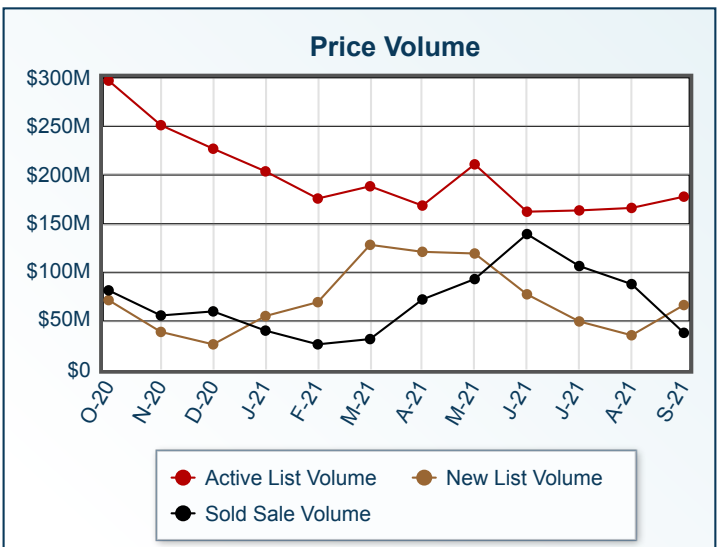
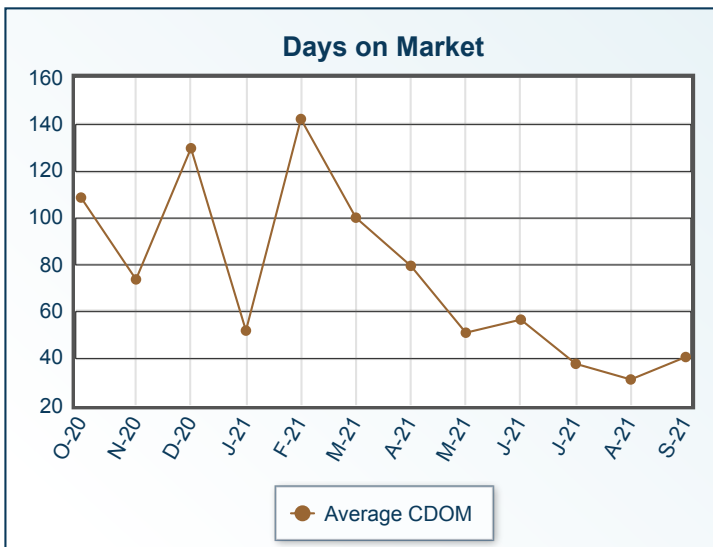
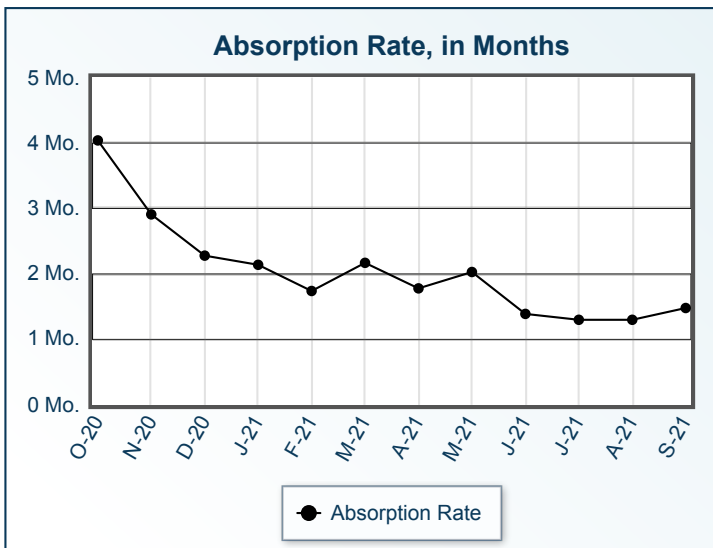
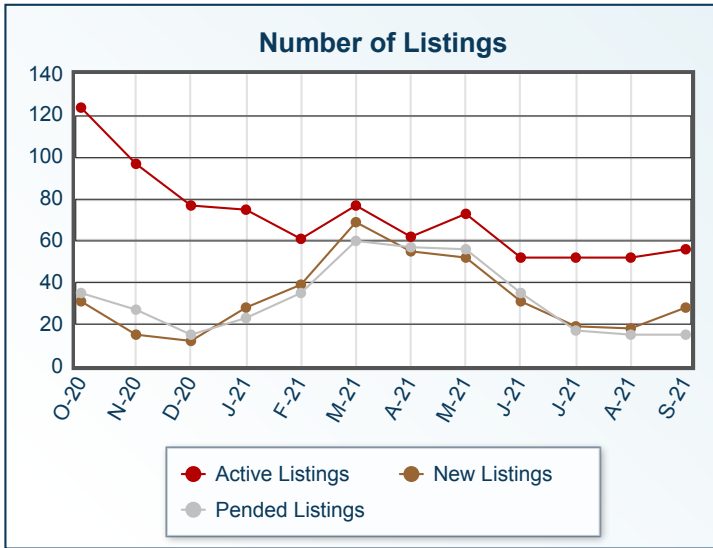


# Market Summary

Darien Single Family, September 2021



<b>Summary Statistics</b>						
	<b>Sep-21</b>	<b>Sep-20</b>	<b>% Chg</b>	<b>2021 YTD</b>	<b>2020 YTD</b>	<b>% Chg</b>
Absorption Rate	1.48	4.52	-67.26	1.7	6.55	-74.05
Average List Price	\$3,175,018	\$2,538,894	25.06	\$2,262,943	\$2,056,347	10.05
Median List Price	\$2,445,000	\$1,895,000	29.02	\$1,695,000	\$1,599,000	6.00
Average Sale Price	\$2,357,857	\$1,920,307	22.79	\$1,986,010	\$1,686,420	17.76
Median Sale Price	\$2,137,853	\$1,625,000	31.56	\$1,700,000	\$1,440,000	18.06
Average CDOM	40	126	-68.25	55	120	-54.17
Median CDOM	26	62	-58.06	21	62	-66.13

	<b>Sold Listings</b>						<b>Pending Listings</b>					
	<b>This Month</b>			<b>Year to Date</b>			<b>This Month</b>			<b>Year to Date</b>		
	<b>2021</b>	<b>2020</b>	<b>% Chg</b>	<b>2021</b>	<b>2020</b>	<b>% Chg</b>	<b>2021</b>	<b>2020</b>	<b>% Chg</b>	<b>2021</b>	<b>2020</b>	<b>% Chg</b>
0-499,999	0	0	0.0	1	10	-90.0	0	0	0.0	1	6	-83.3
500,000-699,999	0	0	0.0	9	7	28.6	0	0	0.0	9	8	12.5
700,000-999,999	0	7	-100.0	37	51	-27.5	1	6	-83.3	41	57	-28.1
1,000,000-2,999,999	14	40	-65.0	224	227	-1.3	12	24	-50.0	214	245	-12.7
3,000,000-3,999,999	1	2	-50.0	29	17	70.6	1	2	-50.0	28	23	21.7
4,000,000-4,999,999	0	4	-100.0	14	8	75.0	1	0	N/A	13	9	44.4
5,000,000-6,999,999	1	0	N/A	3	1	200.0	0	0	0.0	4	2	100.0
7,000,000+	0	0	0.0	2	1	100.0	0	1	-100.0	3	2	50.0
<b>Totals</b>	<b>16</b>	<b>53</b>	<b>-69.8</b>	<b>319</b>	<b>322</b>	<b>-0.9</b>	<b>15</b>	<b>33</b>	<b>-54.5</b>	<b>313</b>	<b>352</b>	<b>-11.1</b>

	<b>Active Listings</b>						<b>New Listings</b>					
	<b>This Month</b>			<b>Year to Date</b>			<b>This Month</b>			<b>Year to Date</b>		
	<b>2021</b>	<b>2020</b>	<b>% Chg</b>	<b>2021</b>	<b>2020</b>	<b>% Chg</b>	<b>2021</b>	<b>2020</b>	<b>% Chg</b>	<b>2021</b>	<b>2020</b>	<b>% Chg</b>
0-499,999	0	1	-100.0	1	8	-87.5	0	1	-100.0	1	3	-66.7
500,000-699,999	2	4	-50.0	11	14	-21.4	0	1	-100.0	9	11	-18.2
700,000-999,999	3	16	-81.2	51	84	-39.3	4	3	33.3	45	64	-29.7
1,000,000-2,999,999	28	72	-61.1	264	375	-29.6	19	34	-44.1	227	289	-21.5
3,000,000-3,999,999	6	10	-40.0	35	38	-7.9	3	1	200.0	29	33	-12.1
4,000,000-4,999,999	9	12	-25.0	26	27	-3.7	1	0	N/A	16	18	-11.1
5,000,000-6,999,999	6	4	50.0	12	10	20.0	0	1	-100.0	7	5	40.0
7,000,000+	2	5	-60.0	8	9	-11.1	1	0	N/A	5	4	25.0
<b>Totals</b>	<b>56</b>	<b>124</b>	<b>-54.8</b>	<b>408</b>	<b>565</b>	<b>-27.8</b>	<b>28</b>	<b>41</b>	<b>-31.7</b>	<b>339</b>	<b>427</b>	<b>-20.6</b>

Information is deemed to be reliable, but is not guaranteed. © 2021 MLS and FBS. Prepared by Darien MLS on Wednesday, October 13, 2021 11:14 AM.