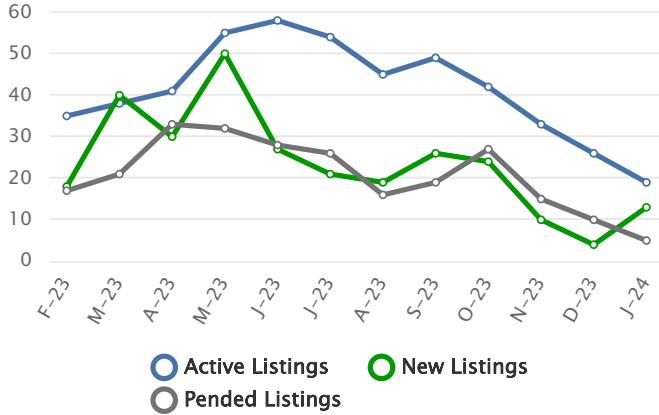


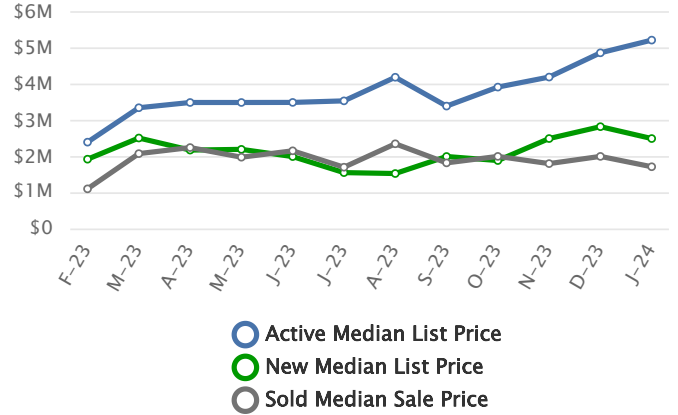
Market Summary

Single Family, January 2024

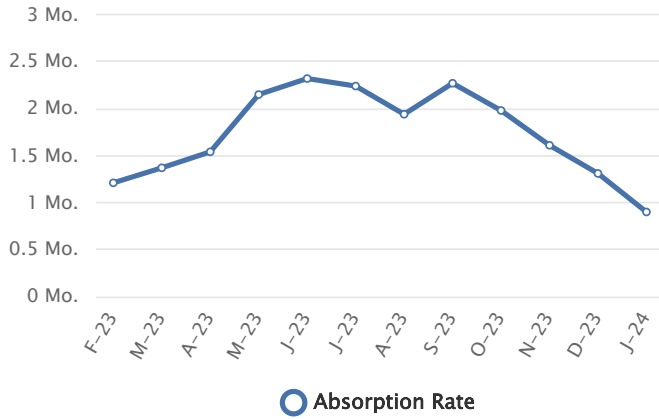
Number of Listings



Listing Prices



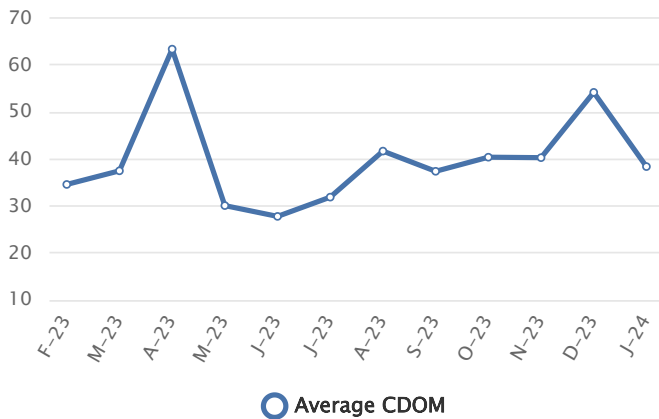
Absorption Rate, in Months



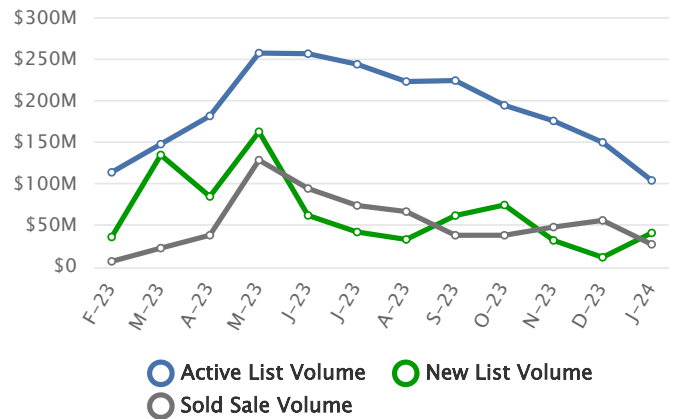
Sold to List Ratio



Days on Market



Price Volume



Summary Statistics

	Jan-24	Jan-23	% Chg	2024 YTD	2023 YTD	% Chg
Absorption Rate	0.9	1	-10.00	0.9	1	-10.00
Average List Price	\$5,501,263	\$3,666,931	50.02	\$4,720,071	\$3,061,457	54.18
Median List Price	\$5,225,000	\$3,495,000	49.50	\$3,437,000	\$2,447,000	40.46
Average Sale Price	\$2,300,083	\$2,104,790	9.28	\$2,300,083	\$2,104,790	9.28
Median Sale Price	\$1,713,000	\$1,690,000	1.36	\$1,713,000	\$1,690,000	1.36
Average CDOM	38	27	40.74	38	27	40.74
Median CDOM	15	19	-21.05	15	19	-21.05

Sold Listings

	This Month			Year to Date		
	2024	2023	% Chg	2024	2023	% Chg
0-499,999	0	0	0.0	0	0	0.0
500,000-699,999	2	0	N/A	2	0	N/A
700,000-999,999	1	4	-75.0	1	4	-75.0
1,000,000-2,999,999	6	13	-53.8	6	13	-53.8
3,000,000-3,999,999	1	0	N/A	1	0	N/A
4,000,000-4,999,999	0	1	-100.0	0	1	-100.0
5,000,000-6,999,999	2	0	N/A	2	0	N/A
7,000,000+	0	1	-100.0	0	1	-100.0
Totals	12	19	-36.8	12	19	-36.8

Pending Listings

	This Month			Year to Date		
	2024	2023	% Chg	2024	2023	% Chg
0-499,999	0	0	0.0	0	0	0.0
500,000-699,999	1	1	0.0	1	1	0.0
700,000-999,999	0	2	-100.0	0	2	-100.0
1,000,000-2,999,999	2	6	-66.7	2	6	-66.7
3,000,000-3,999,999	1	2	-50.0	1	2	-50.0
4,000,000-4,999,999	1	1	0.0	1	1	0.0
5,000,000-6,999,999	0	0	0.0	0	0	0.0
7,000,000+	0	0	0.0	0	0	0.0
Totals	5	12	-58.3	5	12	-58.3

Active Listings

	This Month			Year to Date		
	2024	2023	% Chg	2024	2023	% Chg
0-499,999	0	0	0.0	0	0	0.0
500,000-699,999	0	1	-100.0	1	2	-50.0
700,000-999,999	0	2	-100.0	0	4	-100.0
1,000,000-2,999,999	5	8	-37.5	9	20	-55.0
3,000,000-3,999,999	3	7	-57.1	5	7	-28.6
4,000,000-4,999,999	1	4	-75.0	2	6	-66.7

New Listings

	This Month			Year to Date		
	2024	2023	% Chg	2024	2023	% Chg
0-499,999	0	0	0.0	0	0	0.0
500,000-699,999	1	0	N/A	1	0	N/A
700,000-999,999	0	3	-100.0	0	3	-100.0
1,000,000-2,999,999	6	9	-33.3	6	9	-33.3
3,000,000-3,999,999	3	0	N/A	3	0	N/A
4,000,000-4,999,999	0	2	-100.0	0	2	-100.0

Active Listings

	This Month			Year to Date		
	2024	2023	% Chg	2024	2023	% Chg
5,000,000-6,999,999	7	5	40.0	7	5	40.0
7,000,000+	3	2	50.0	4	2	100.0
Totals	19	29	-34.5	28	46	-39.1

New Listings

	This Month			Year to Date		
	2024	2023	% Chg	2024	2023	% Chg
5,000,000-6,999,999	2	0	N/A	2	0	N/A
7,000,000+	1	0	N/A	1	0	N/A
Totals	13	14	-7.1	13	14	-7.1

Information is deemed to be reliable, but is not guaranteed. © 2024 [MLS](#) and [FBS](#). Prepared by Darien MLS on Monday, February 05, 2024 6:30 AM.